



Art & Design

Key Stage 3 Framework for Learning

Year 8 2017-2018: Creative Foundations

Autumn 1

Knowledge	Digital Development Nightmare before Christmas animation; understanding how to develop a character.
Skills	Annotate, record, collect, organise, observe, show, mark making. Develop, make connections, understand, research, investigate, apply, problem solve.
Assessment	Observational drawing of mannequin. Assessment Point 1: Homework: Research the sketches of Tim Burton. Create a design sheet showing your findings.
Cultural enrichment	Key stage 3 Art and Design afterschool club. Learn how to manipulate clay into forms by working in Ceramics. Visit Mackinnon and Saunders studio and see what they get up to.
Character	QofS – Curiosity CV – Self-Help & Self Responsibility Curiosity- students will show this quality to find out how to make and animation and learn about the different roles within the film industry Self-help and responsibility- each student will need to produce their own maquette in order to move on with the animation by a certain date.



Autumn 2


Knowledge	Digital Development Nightmare before Christmas animation; understanding how to develop a short animation and the job roles involved.
Skills	Annotate, record, collect, organise, observe, show, mark making. Develop, make connections, understand, research, investigate, apply, problem solve.
Assessment	Assessment Point 1: Homework: Design your own Tim Burton character and present it on your research sheet Assessment Point 2: Practical task: Stop frame animation with the characters (group task) Jack Skeleton. Progress Test: Research stop frame animation characters. Produce a detailed copy of a character of your choice.
Cultural enrichment	Key stage 3 Art and Design afterschool club. Learn how the kiln works and the various stages of firing by working in Ceramics. Explore Tim Burton website and Facebook page. Attend the Waterside Gallery in Sale and explore mannequins from across children's television.
Character	QofS – Creativity & Motivation CV –Solidarity & Social Responsibility Creativity & Motivation- students will work in groups to produce a storyboard, organize roles and produce an animation. Solidarity & Social Responsibility- working in a team, sharing and supporting.




Spring 1

Knowledge	Chris Ofili Portraits; understanding about moral and ethical issues explored in Art.
Skills	Explore processes, mark-making, experiment, develop composition, refine, review, understand restrictions, and demonstrate visually, communicate.




Assessment	<p>Assessment Point 1: Homework: Create a portrait in pencil of a family member. (Just the face)</p> <p>Assessment Point 2: Practical task: Oil pastel portrait using tone.</p>
Cultural enrichment	Explore the work of Cristi Smith-Jones and her daughter.
Character	<p>QofS – Resiliency & Practice CV – Equality & Equity Resiliency & Practice- students will explore a number of different compositions which will tell different stories. Equality & Equity- students to share and support each other, be fair and kind towards each other.</p> 

Spring 2

Knowledge	Chris Ofili Portraits; understanding about moral and ethical issues explored in Art.
Skills	Explore processes, mark-making, experiment, develop composition, refine, review, understand restrictions, and demonstrate visually, communicate.
Assessment	<p>Assessment point 1: Practical task: Ofili inspired portrait. Progress Test. Produce a vibrant, exciting research sheet about Chris Ofili Homework: Develop your portrait into the style of Ofili.</p>
Cultural enrichment	<p>Key stage 3 Art and Design afterschool club. Explore techniques from Japan by working in paper (Origami).</p> <p>Attend an origami class at Fred Aldos in Manchester.</p>
Character	<p>QofS – Optimism & Empathy CV – Openness & Honesty Optimism & Empathy- Students will learn how to give positive, constructive feedback and support each other learning through the use of celebration station. This also supports openness and honesty.</p> 

Summer 1

Knowledge	<p>My Dog Size Understanding how artists use unexpected materials to create powerful and engaging artwork through the making process.</p>
Skills	Respond and present, plan and present, personal response, show connections, research, develop, explore, refine, convince.
Assessment	<p>Assessment Point 1: Homework: Create a research sheet on My Dog Size.</p> <p>Assessment Point 2: Practical task: Painted can face in progress.</p>
Cultural enrichment	Attend the Northern Quarter street art tour through Event bright.
Character	<p>QofS – Reflection CV – Caring for Others & Self-Help Reflection- students will learn about Stephen Lawrence and the changes in the legal system since. The work of Chris Ofili will be explored using the quality of reflection, thinking about caring for others. Students will access the help desk for self-help tools and strategies during the practical work.</p> 

Summer 2

Knowledge	<p>My Dog Size. Understanding how artists use unexpected materials to create powerful and engaging artwork through the making process.</p>
------------------	--



Skills	Respond and present, plan and present, personal response, show connections, research, develop, explore, refine, convince.
Assessment	Assessment point 1: Progress Test. Produce a realistic and accurate, tonal drawing of a celebrity face using a black pen Assessment point 2: Practical task: Painted can completed.
Cultural enrichment	Attend the Northern Quarter street art tour through Event bright.
Character	QofS – Responsibility CV – Democracy Students will learn about Stephen Lawrence and the changes in the legal system since. The work of Chris Ofilli will be explored using the quality of reflection, thinking about caring for others. Students will access the help desk for self-help tools and strategies during the practical work. 